


teamecho

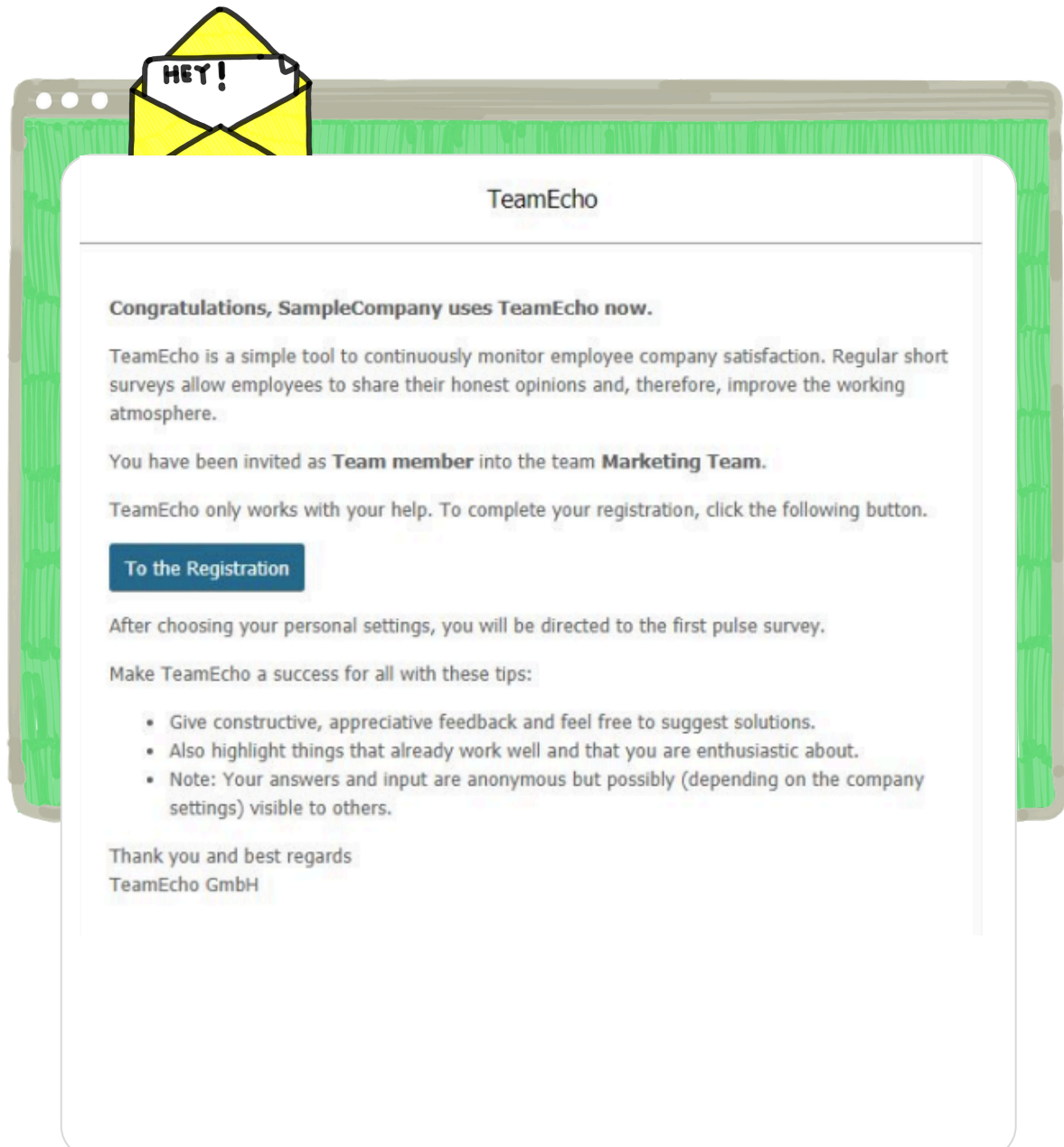
Easy **access**
to teamecho



teamecho allows you to participate in short, regular surveys and also see your team's results. Here's how you can register with teamecho:

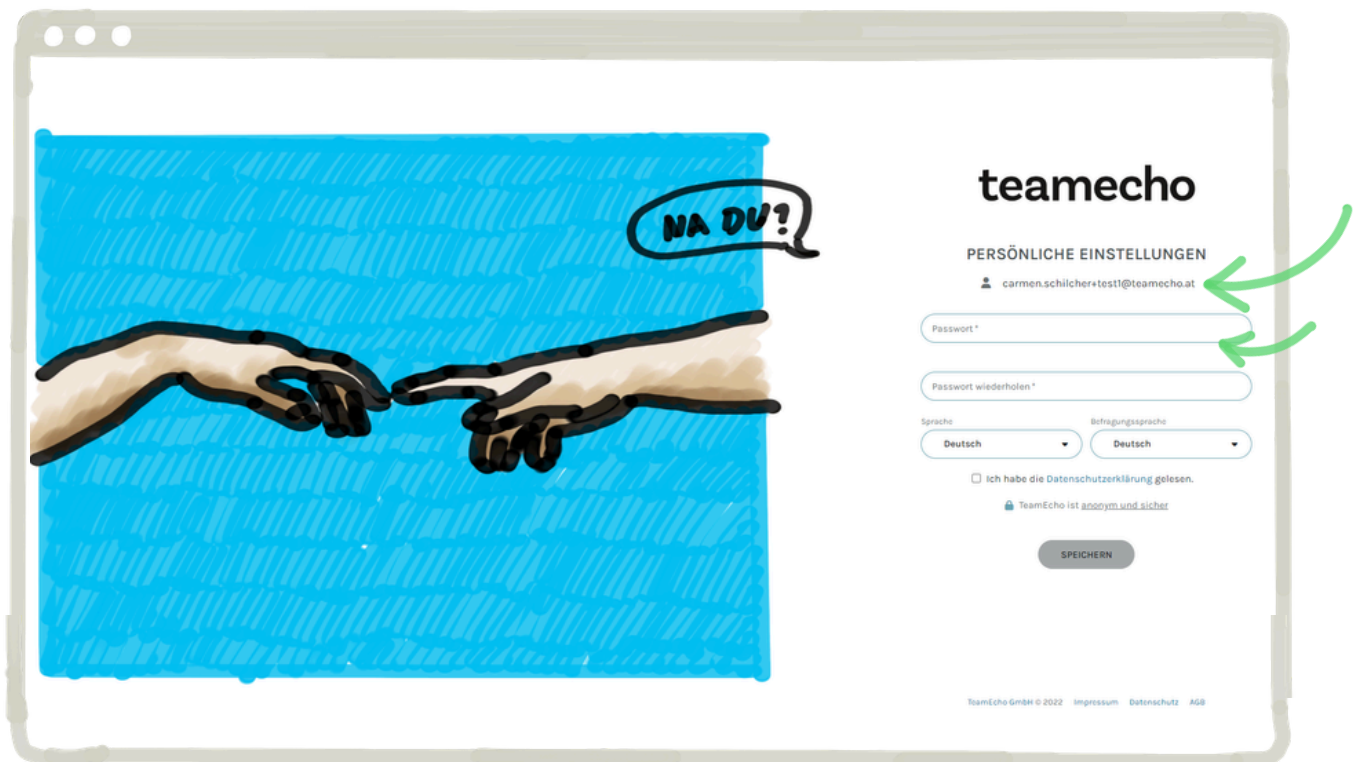
1 e-mail with [link](#) to teamecho website

You will receive an email with the subject: "Congratulations, <company name> is now using teamecho". Click on the link contained in the mail.



2 Password and login

You will be redirected to the teamecho website. Your email address is already pre-filled. Choose your personal password here (a password is not required for SSO). (If you have been registered in teamecho in the past, you may be redirected to the login page and this step is not necessary. If you have forgotten your password, you can click on "Forgot password" on the login page).



The screenshot shows a web browser window with a blue background on the left side featuring a drawing of two hands reaching towards each other, with a speech bubble saying "NA DU!". On the right side, the teamecho logo is displayed above the heading "PERSÖNLICHE EINSTELLUNGEN". Below this, the email address "carmen.schilcher+test1@teamecho.at" is pre-filled. There are two password input fields: "Passwort*" and "Passwort wiederholen*". Below these are two dropdown menus for "Sprache" and "Befragungssprache", both set to "Deutsch". A checkbox for "Ich habe die Datenschutzerklärung gelesen." is present, along with a lock icon and the text "TeamEcho ist anonym und sicher". A "SPEICHERN" button is at the bottom. At the very bottom of the page, there is a footer with "TeamEcho GmbH © 2022 Impressum Datenschutz AGB". Green arrows point to the email address and the password fields.

3 Vote & give feedback

Now you can participate in the anonymous short survey with just a few clicks. Just briefly share your mood. Please complete your rating with a comment in the text field.



4 View evaluation & results

By clicking on "Save" you will automatically be taken to the evaluation of the team, department or organizational unit to which you belong. If you are assigned to several organizational units, you can switch between them by clicking on the drop-down menu at the top. If there are still too few feedbacks, you will see this in a hint line at the top. By default, the evaluation of your team is automatically visible from 5 votes - your company may have made individual settings.

